



CFSR Round 4: Measurement and Sampling

**PART I:
STATEWIDE DATA INDICATORS AND CFSR
CASE REVIEW SAMPLING**

MARCH 2, 2022



ADMINISTRATION FOR
CHILDREN & FAMILIES

Children's Bureau Presenters

- *Jennifer M. Haight*, Director, Division of Performance Measurement and Improvement
- *Roger Stanton, Ph.D.*, Social Science Research Analyst, Data Analytics and Reporting Team
- *Sylvia Kim*, Child and Family Program Specialist, Child and Family Services Review Team, Measurement and Sampling Committee
- *Tammy White, Ph.D.*, Social Science Research Analyst, Data Analytics and Reporting Team and Measurement and Sampling Committee



Agenda

- Statewide Data Indicators
 - Round 4 SWDI & Data Quality Check Updates
 - Determination of Substantial Conformity
 - AFCARS 2020
 - Resources
 - Questions
- CFSR Case Review Framework
 - Case Review Populations
 - Site Selection, Sampling, and Period Under Review
 - Case Elimination
 - Resources
 - Questions

CFSR Statewide Data Indicators



CFSR Statewide Data Indicators (SWDIs)

- SWDIs measure the degree to which desired outcomes are achieved
- Performance on the SWDIs is used to assess, monitor, and better understand safety and permanency outcomes for children served by state child welfare systems
- SWDIs are calculated using state AFCARS and NCANDS data submissions

Safety 1: Children are, first and foremost, protected from abuse and neglect

- 1. Maltreatment in care:** Measured as the rate of abuse or neglect per days in foster care that children experienced while under the state's placement and care responsibility
- 2. Recurrence of maltreatment:** Measured as the percent of children who were the subject of a substantiated or indicated report of maltreatment and who experienced subsequent maltreatment within 12 months of the initial victimization

Permanency 1: Children have permanency and stability in their living situations

- 3. Permanency in 12 months for children entering foster care:** Among children who entered foster care in a 12-month period, the percent who exited foster care to reunification, adoption, guardianship, or living with a relative within 12 months of their entry
- 4. Permanency in 12 months for children in care 12 – 23 months:** Among children in foster care at the start of the 12-month period who had been in care for 12 to 23 months, the percent who exited to permanency in the subsequent 12 months
- 5. Permanency in 12 months for children in care 24+ months:** Among children in foster care at the start of the 12-month period who had been in care 24 months or more, the percent who exit to permanency in the subsequent 12 months
- 6. Reentry to foster care:** Among children who discharge to permanency (excluding adoption) in a 12-month period, the percent who reenter care within 12 months of exit
- 7. Placement stability:** Among child who enter care in a 12-month period, the number of placement moves per day they experienced during that year

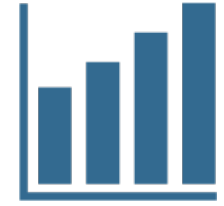


Statewide Data Indicator Updates

- Round 4 uses a new measure for “Reentry to foster care”
 - “Of all children who *exit* foster care in a 12-month period to reunification, live with relative, or guardianship, what percent re-entered care within 12 months of their discharge?”
- Permanency in 12 months (entries): Trial home visit adjustment uses five AFCARS submissions instead of six
- Some modifications made to data quality (DQ) checks
- Syntax to calculate performance on the indicators will be updated and made available to states



National Performance and Risk-Standardized Performance



- National performance is Observed Performance (OP) for the nation
 - It will be calculated for each indicator prior to the start of Round 4 and remain fixed throughout the round
 - Technical Bulletin #13A will be updated with these values in spring 2022
- Risk-Standardized Performance (RSP) is a measure of a state's performance after risk adjustment
 - Accounts for some of the factors outside of a state's control (e.g., age of children in foster care)
 - RSP identifies whether a state's performance on an SWDI is statistically worse, no different, or better than national performance



Data Profile

- Data Profiles display a state's RSP, OP, and data quality check results
- Profiles are released every 6 months (February and August)
- August 2022 Data Profiles initiate the start of CFSTR Round 4
- [CFSTR Data Profile Quick Reference Guide](#)
- Supplemental context data accompanies the profiles, and includes:
 - Some basic characteristics about the state and national foster care population (e.g., entry rates, discharges to permanency by exit type)
 - OP disaggregated by age, race/ethnicity, and county for each SWDI

Determination of Substantial Conformity

- SWDI performance, along with case review performance, will be used to determine substantial conformity for Safety Outcome 1 and Permanency Outcome 1
 - If a state's RSP on a SWDI is statistically worse than national performance, as indicated in the Data Profile, then the state is not in substantial conformity with the associated outcome
 - Substantial conformity is based on most recent performance in the Data Profile transmitted for the statewide assessment
- DQ issues preventing performance from being calculated will result in a determination of nonconformity

AFCARS 2020

- First submission of AFCARS 2020 is due May 15, 2023
- To calculate performance on the indicators, the Children's Bureau will map AFCARS 2020 data elements to 1993 AFCARS data elements



Additional Resources

Data Profiles and Supplemental Context Data

- Transmitted to states twice yearly—approximately August and February

Technical Bulletin #13A

- Amendment with Round 4 national performance values coming spring 2022

Capacity Building Center for States CFSR Statewide Data Indicator Toolkit

- Includes Data Profile Quick Reference Guide, 2-page indicator fact sheets, FAQs, syntax for DQ checks and SWDI. Resources will be updated for Round 4

CB CFSR Information Portal

- SWDI performance information and visualization available in the Online Monitoring System (OMS)
- Round 4 information and resources



Children's
Bureau

13

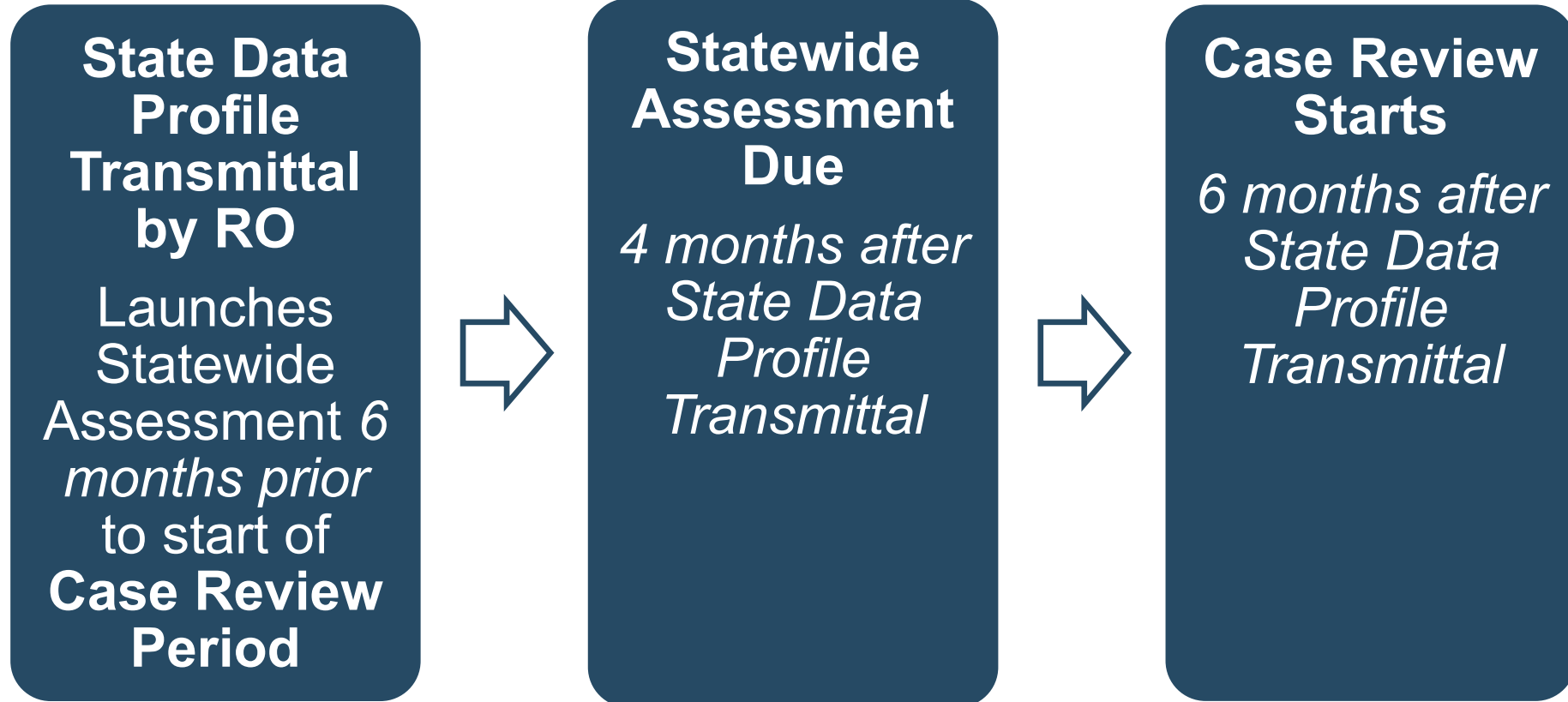


Questions ?

CFSR Case Review Framework



CFSR Timeline



Case Review Framework

- States may propose CB-Led Review or State-Led Review
 - CB-Led: 1-week review
 - State-Led: Maximum 6-month review period
- Minimum of 3 sites, including largest metropolitan area
- Sample size: Minimum 65 cases (40 FC and 25 IHS)
 - State-Led: Can increase sample size
- Recommend sample stratification be limited

CFSR Site Selection



- Onsite review examines the experiences of children and families served by the child welfare system
- Cases are reviewed at a mix of urban and rural sites that reflect a cross-section of the state, including the largest metropolitan area
 - CB-Led: Conducted at 3 sites
 - State-Led: Number of sites negotiable if not statewide random sample
- Selection of sites is a collaborative process between states and CB, with CB having final approval
- Data and information are used to explore prospective sites and child welfare system and practice dynamics to be examined during the onsite review



Children's
Bureau

18



CFSR Site Selection Proposals

Factors to consider, address in state proposals:



Largest
metro site



Population
diversity and
characteristics



Sufficient
case
population



Child welfare
practice and system
performance



Urban and rural
characteristics



New programs
and initiatives



Community
partnerships

Case Review Populations

- Foster care population: AFCARS-reportable case population
- In-home services (IHS) population:
 - Cases open 45+ days for services and/or case management
 - Includes trial home visit (THV) cases when only placement during sample period is THV and lasts 45+ days from start of sample period (no other children in family are in foster care)
 - Non-foster care cases specified in Child and Family Services Plan (CFSP) (funded by title IV-B)

* IHS case population will not include families that only received a CPS investigation/assessment response

Sampling and Period Under Review

- **Sampling frame:** Universe of cases from which the random sample is drawn
- **Sampling period:** Time period from which cases in the sampling frame are drawn
 - Foster care: 6-month period beginning approximately 12 months prior to the start of the case review period
 - In-home services: Same 6-month period plus an additional 45 days to account for cases opened on the last day of the sampling period
- **Period under review (PUR):** Begins at the start of the sampling period and ends when the case review is completed or when the case is closed, whichever occurs first

Periods Under Review for CFSRs


PURs = 12 to 15 Months

- CB-Led: States create foster care and in-home services sampling frames using a sampling period start date 12 months prior to month of onsite review
- State-Led: States with review periods longer than 1 month will renew sampling frames monthly or quarterly

* CB/MASC will review case review sampling plans, provide consultation and assistance, and validate state sampling frames for foster care and in-home services cases

Fixed Sampling Approach

One sampling period provides 12-month PUR for 1-week case review.



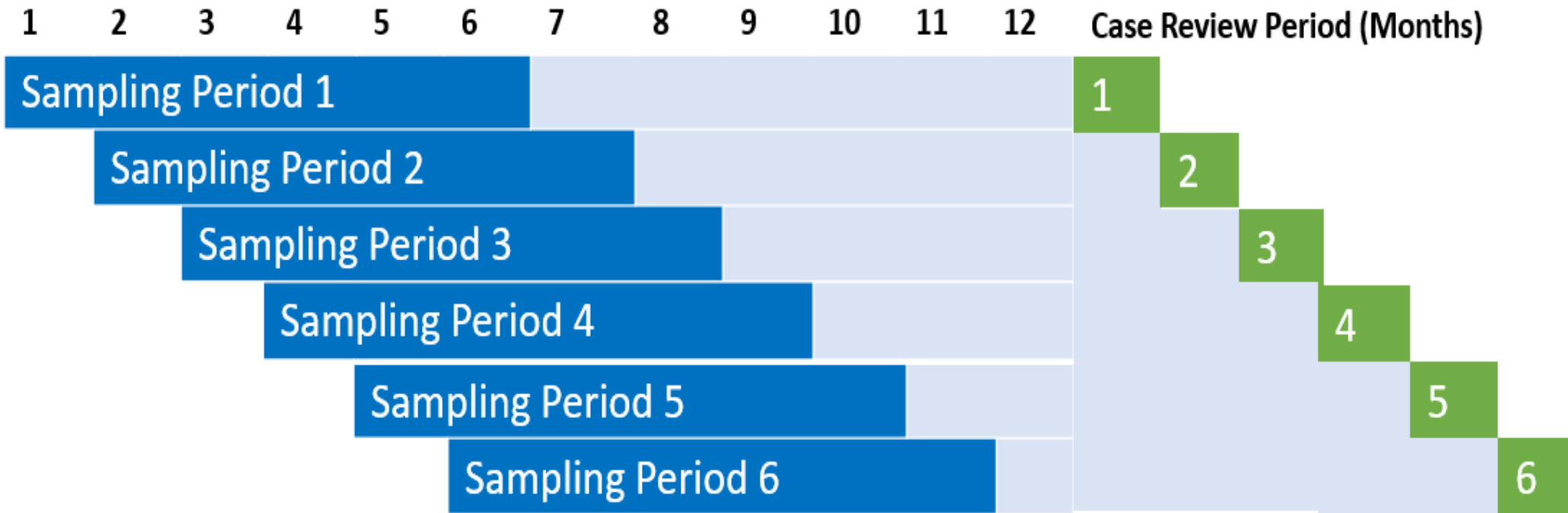
Examples

Review Week	Fixed Sampling Period*	Period Under Review
June 19–23, 2023	6/1/2022 to 11/30/2022	6/1/2022 to Date of Review
Sept 11–25, 2023	9/1/2022 to 2/28/2023	9/1/2022 to Date of Review

* Additional 45 days for IHS services (may be longer for states with low number of IHS cases)

Rolling Monthly Sampling Approach

Sampling periods advance monthly; provides 12-month PUR for each case review month



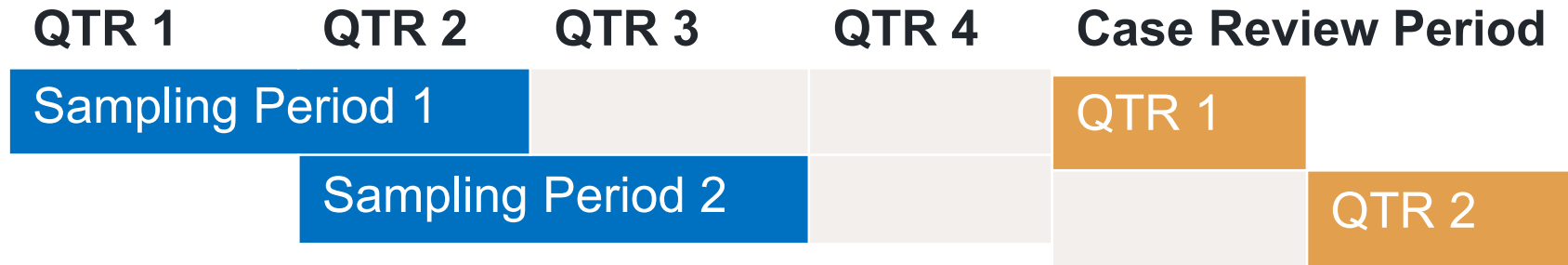
Rolling Monthly Sampling Approach Example

Review Months	Rolling Monthly Sampling Periods*	Periods Under Review
April 2023	4/1/2022 to 9/30/2022	4/1/2022 to Date of Review
May 2023	5/1/2022 to 10/31/2022	5/1/2022 to Date of Review
June 2023	6/1/2022 to 11/30/2022	6/1/2022 to Date of Review
July 2023	7/1/2022 to 12/31/2022	7/1/2022 to Date of Review
August 2023	8/1/2022 to 1/31/2023	8/1/2022 to Date of Review
September 2023	9/1/2022 to 02/28/2023	9/1/2022 to Date of Review

* Additional 45 days for IHS services (may be longer for states with low number of IHS cases)

Rolling Quarterly Sampling Approach

Sampling periods advance quarterly; provides 12- to 15-month PUR for each case review quarter



Example

Review Months	Rolling Quarterly Sampling Periods*	Periods Under Review
April 2023 - June 2023	4/1/2022 to 9/30/2022	4/1/2022 to Date of Review
July 2023 - Sept 2023	7/1/2022 to 12/31/2022	7/1/2022 to Date of Review

* Additional 45 days for IHS services (may be longer for states with low number of IHS cases)



Case Elimination Criteria

States are required to have written case elimination procedures:

- CB-required and state-specific case elimination criteria (as negotiated and approved by CB)
- Process to consistently address and obtain CB approval prior to elimination of cases
- Process to document, track, and report to CB case and sampling information and reason for case elimination
- Minor changes and clarification of elimination criteria for Round 4

Additional Resources

[Technical Bulletin #13A](#)

[Criteria for State-Led Reviews](#)

[Guidance for CFSR Site Selection Proposals](#)

[CFSR Procedures Manual *\(coming soon\)*](#)



Questions

March 9, 2022

Part 2: PIP Measurement & Sampling

